

**BLDE ASSOCIATION'S
S.B. ARTS AND K.C.P. SCIENCE COLLEGE,
VIJAYAPUR**



**DEPARTMENT OF STATISTICS
PROJECT REPORT
FOR
B.Sc VI SEMESTER STUDENTS
2023-24**



B. L. D. E. ASSOCIATION'S
S. B. ARTS AND K. C. P. SCIENCE COLLEGE
BLDE New Campus, Shri B. M. Patil Road, Vijayapur-586103
Accredited with CGPA of 2.99 at 'B++' Grade in 4th Cycle by NAAC
(Affiliated to Rani Channamma University, Belagavi)
Website: www.bldeasbkcp.ac.in E-mail: bldeasbkcp@gmail.com




Office Order

Formation of Final Year B.Sc. VI Semester Project Viva Committee

In accordance with the academic requirements by Rani Channamma University, Belagavi for the evaluation of Final Year B.Sc.VI semester Projects, the following committee has been constituted to conduct the viva examinations in the Statistics subject:

Role	Name	Position	Institution Name
Chairperson	Dr.R.M.Mirdhe	Principal	BLDEA's S.B.Arts and K.C.P.Science College, Vijayapur
Subject Expert	Prof. Saraswati.R.Natkar	Asst. Professor	Anjuman's Arts, Science and Comm College, Vijayapur
Senior Most Faculty	Prof. Jayashree .D.Horakeri	HOD	BLDEA's S.B.Arts and K.C.P.Science College, Vijayapur
Member 1	Prof.R.Y.Madhabhavi	Guide	BLDEA's S.B.Arts and K.C.P.Science College, Vijayapur
Member 2	Prof. S.B.Naganoor	Lecturer	BLDEA's S.B.Arts and K.C.P.Science College, Vijayapur

The committee is responsible for evaluating student projects, assessing presentations, and providing feedback. The viva examinations will take place on 14/08/2024. The order is effective from the academic year 2023-24.


Principal,
S.B.Arts & KCP. Sc. College
Vijayapur.



B. L. D. E. ASSOCIATION'S
S. B. ARTS AND K. C. P. SCIENCE COLLEGE
BLDE New Campus, Shri B. M. Patil Road, Vijayapur-586103
Accredited with CGPA of 2.99 at 'B' Grade in 4th Cycle by NAAC
(Affiliated to Rani Channamma University, Belagavi)
Website: www.bldeasbkcp.ac.in E-mail: bldeasbkcp@gmail.com



DEPARTMENT OF STATISTICS

B.Sc VI Sem Weekly Project Demonstration

Under the Guidance of Smt. J.D. HORAKERI

1. Project Tittle: A STATISTICAL ANALYSIS OF DRESS CODE FOR UG STUDENTS IN S B
ARTS AND K C P SCIENCE COLLEGE

Reg.No	Name of the Students	Week1	Week2	Week3	Week4
U15KM21S0069	RAVI K. MANAGULI				
U15KM21S0071	MANOJ C. DINNI				
U15KM21S0153	CHANNAREDDI MALI PATIL				
U15KM21S0420	SAKSHI				

2. Project Tittle: A STATISTICAL ANALYSIS OF IMPACT OF COVID-19 IN STATES OF INDIA

Reg.No	Name of the Students	Week1	Week2	Week3	Week4
U15KM21S0419	SAHANA M. DHANASHETTI				
U15KM21S0214	SHASHIKANT K. HANCHINAL				
U15KM21S0221	HARIPRASAD KULKARNI				
U15KM21S0325	RAJESHWARI PUJARI				
U15KM21S0052	PRAMOD GURADDI				

H.O.D.

Department of Statistics
BLDEA's S. B. Arts & K.C.P.
Sci. College, Vijayapur.

IQAC, Co-ordinator
S.B.Arts & K.C.P.Science College,
Vijayapur.

Principal,
S.B.Arts & KCP. Sc. Collage,
Vijayapur.



B. L. D. E. ASSOCIATION'S
S. B. ARTS AND K. C. P. SCIENCE COLLEGE
 BLDE New Campus, Shri B. M. Patil Road, Vijayapur-586103
 Accredited with CGPA of 2.99 at 'B' Grade in 4th Cycle by NAAC
 (Affiliated to Rani Channamma University, Belagavi)
 Website: www.bldeasbkcp.ac.in E-mail: bldeasbkcp@gmail.com



DEPARTMENT OF STATISTICS

B.Sc VI Sem Weekly Project Demonstration

Under the Guidance of Smt. R.Y. Madhabhavi

3. Project Tittle: A STATISTICAL ANALYSIS OF ONLINE SHOPPING IN VIJAYAPUR DISTRICT

Reg.No	Name of the Students	Week1	Week2	Week3	Week4
U15KM21S0344	MOUNESHWAR B. BADIGER	M.B. Ba -diger	M.B. Ba diger	M.B. Ba diger	M.B. B -adiger
U15KM21S0170	VINOD C. NARASAREDDY	e. f	e. f	e. f	e. f
U15KM21S0358	SANGEETA S. KOLAKAR	S. S. k	S. S. k	S. S. k	S. S. k
U15KM21S0365	POOJA V. KOLAKAR	P. V. k	P. V. k	P. V. k	P. V. k
U15KM21S0111	PREMA MAGADHARI	⊗	⊗	⊗	⊗

M. B. Badiger

H.O.D.

Department of Statistics
 BLDEA's S. B. Arts & K.C.P.
 Sci. College, Vijayapur.

[Signature]

IQAC, Co-ordinator
 S.B.Arts & K.C.P.Science College,
 Vijayapur.

[Signature]

Principal,
 S.B.Arts & KCP. Sc. College
 Vijayapur.



B. L. D. E. ASSOCIATION'S
S. B. ARTS AND K. C. P. SCIENCE COLLEGE
BLDE New Campus, Shri B. M. Patil Road, Vijayapur-586103
Accredited with CGPA of 2.99 at 'B' Grade in 4th Cycle by NAAC
(Affiliated to Rani Channamma University, Belagavi)
Website: www.bldeasbkcp.ac.in E-mail: bldeasbkcp@gmail.com



DEPARTMENT OF STATISTICS
B.Sc VI Sem Project Viva Attendance
2023-24

Sl. No	Register No	Name of the Student	Student Signature
1	U15KM21S0052	PRAMOD GURADDI	
2	U15KM21S0069	RAVI K. MANAGULI	
3	U15KM21S0071	MANOJ C. DINNI	
4	U15KM21S0111	PREM MAGADHARI	
5	U15KM21S0153	CHANNAREDDI MALI PATIL	
6	U15KM21S0170	VINOD C. NARASAREDDY	
7	U15KM21S0214	SHASHIKANT K. HANCHINAL	
8	U15KM21S0221	HARIPRASAD KULKARNI	
9	U15KM21S0325	RAJESHWARI PUJARI	
10	U15KM21S0344	MOUNESHWAR B. BADIGER	
11	U15KM21S0358	SANGEETA S. KOLAKAR	
12	U15KM21S0365	POOJA V. KOLAKAR	
13	U15KM21S0419	SAHANA M. DHANASHETTI	
14	U15KM21S0420	SAKSHI	

H.O.D.

Department of Statistics
BLDEA's S. B. Arts & K.C.P.
Sci. College, Vijayapur.

IQAC, Co-ordinator
S.B.Arts & K.C.P.Science College,
Vijayapur.

Principal,
S.B.Arts & KCP. Sc. College,
Vijayapur.



B. L. D. E. ASSOCIATION'S
S. B. ARTS AND K. C. P. SCIENCE COLLEGE
BLDE New Campus, Shri B. M. Patil Road, Vijayapur-586103
Accredited with CGPA of 2.99 at 'B' Grade in 4th Cycle by NAAC
(Affiliated to Rani Channamma University, Belagavi)
Website: www.bldeasbkcp.ac.in E-mail: bldeasbkcp@gmail.com



DEPARTMENT OF STATISTICS
B.Sc VI Sem Project Viva Marks
2023-24

Sl. No	Register No	Name of the Student	Final Viva Marks (10)
1	U15KM21S0052	PRAMOD GURADDI	9
2	U15KM21S0069	RAVI K. MANAGULI	10
3	U15KM21S0071	MANOJ C. DINNI	9
4	U15KM21S0111	PREMA MAGADHARI	10
5	U15KM21S0153	CHANNAREDDI MALI PATIL	9
6	U15KM21S0170	VINOD C. NARASAREDDY	9
7	U15KM21S0214	SHASHIKANT K. HANCHINAL	9
8	U15KM21S0221	HARIPRASAD KULKARNI	10
9	U15KM21S0325	RAJESHWARI PUJARI	10
10	U15KM21S0344	MOUNESHWAR B. BADIGER	10
11	U15KM21S0358	SANGEETA S. KOLAKAR	10
12	U15KM21S0365	POOJA V. KOLAKAR	10
13	U15KM21S0419	SAHANA M. DHANASHETTI	10
14	U15KM21S0420	SAKSHI	10

H.O.D.
H.O.D.

Department of Statistics
BLDEA's S. B. Arts & K.C.P.
Sci. College Vijayapur.

IQAC, Co-ordinator
IQAC, Co-ordinator


S.B.Arts & K.C.P.Science College,
Vijayapur.

Principal
Principal

S.B.Arts & KCP. Sc. Colleg-
Vijayapur.



B. L. D. E. ASSOCIATION'S
S. B. ARTS AND K. C. P. SCIENCE COLLEGE
BLDE New Campus, Shri B. M. Patil Road, Vijayapur-586103
Accredited with CGPA of 2.99 at 'B++' Grade in 4th Cycle by NAAC
(Affiliated to Rani Channamma University, Belagavi)
Website: www.bldeasbkcp.ac.in E-mail: bldeasbkcp@gmail.com



Bladees

H.O.D.
Department of Statistics
BLDEA's S. B. Arts & K.C.P.
Sci. College, Vijayapur.

[Signature]

IQAC, Co-ordinator
S.B.Arts & K.C.P.Science College,
Vijayapur.

[Signature]

Principal,
S.B.Arts & KCP. Sc. Colleg
Vijayapur.



B. L. D. E. ASSOCIATION'S


S. B. ARTS AND K. C. P. SCIENCE COLLEGE

BLDE New Campus, Shri B. M. Patil Road, Vijayapur-586103

Accredited with CGPA of 2.99 at 'B' Grade in 4th Cycle by NAAC

(Affiliated to Rani Channamma University, Belagavi)

Website: www.bldeasbkcp.ac.in E-mail: bldeasbkcp@gmail.com



Doraker

H.O.D.

Department of Statistics
BLDEA's S. B. Arts & K.C.P.
Sci. College, Vijayapur.

[Signature]

IQAC, Co-ordinator
S.B.Arts & K.C.P.Science College,
Vijayapur.

[Signature]

Principal,
S.B.Arts & KCP. Sc. Colleg
Vijayapur.



DEPARTMENT OF STATISTICS
BLDEA'S
S B ARTS AND K C P SCIENCE COLLEGE
VIJAYAPURA-586108

A project report on
A STATISTICAL ANALYSIS OF DRESS
CODE FOR UG STUDENTS
IN S B ARTS AND K C P SCIENCE
COLLEGE

Submitted to
Department Statistics,
S B Arts and K C P Science College,
Vijayapura

NAME	REGISTER NUMBER
1.Ravi Managuli	U15KM21S0069
2.Sakshi	U15KM21S0420
3.Manoja .C	U15KM21S071
4.Channareddy .M	U15KM21S0153

Under the Guidance Of

Asst Prof- Jayashree D Horakeri



BLDEA's
S B ARTS AND K C P SCIENCE
COLLEGE, VIJAYAPURA-586108

DEPARTMENT OF STATISTICS

Certificate

This is to certify that the project entitled "A STATISTICAL ANALYSIS OF DRESS CODE FOR UG STUDENTS" has been carried out by **Ravi Managuli, Sakshi, Manoja.C, Channareddy.M** of sixth semester B.Sc.(STATISTICS) Course. This project work is submitted in partial fulfillment of the requirements for the award of the degree of Bachelor of Science in Statistics during the academic year 2023-24. This project or part of this work has not been previously submitted to any other diploma or degree.

Dhasee
Project Guide

Dhasee
Internal Examiner

Dhasee
Principal,
S.B.Arts & KCP. Sc. College,
Vijayapur.
Channareddy
External Examiner

Declaration

Ravi Managuli, Sakshi, Manoja.C, Channareddy students of sixth semester B.Sc. Department of Statistics hereby declare that this project work entitled "A STATISTICAL ANALYSIS OF DRESS CODE FOR UG STUDENTS" submitted to Department of Statistics has been carried out by us under the guidance of Asst Prof- Jayashree D Horakeri, Department of Statistics, S B Arts and K C P Science College, Vijayapura as a partial fulfillment of the requirement for the award of the degree of Bachelor of Science in Statistics. This project has not been submitted for any diploma or degree.


Date:

Place: Vijayapura

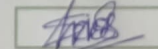
Name of the students

Signature


Ravi Managuli



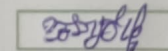
Sakshi



Manoja Chiraladinni



Channareddy Malipatil



Acknowledgement

The satisfaction and éuphoria that accompanies the successful completion of any task would be incomplete without the mention of the people who make it possible. Many are responsible for the knowledge and experience we have gained during our project work through out the course We express our sincere thanks to our project guide **Smt. Jayashree D Horakeri**, Asst Prof, Department of statistics, S B Arts and K C P Science college, Vijayapura for is help in selecting our project topic and continuous guidance, encouragement and suggestions through out this project work.

We sincerely special thanks to **Dr. R M Mirdhe**, Principal, S B Arts and K C P Science college, Vijayapura for encouragement and suggestions through out this project.

Last but not the least I would like to render our deep sense of gratefulness for my beloved parents and all my family members and also to all my friends who co-operated with us to the best possible extent.

INDEX		
SI No	Content	Page No
1	Introduction	1
2	Methodology	2
3	Objectives	3
4	Analysis and Findings	4 - 16
5	Limitations of study and Conclusion	17
6	Questions	18 - 19

Introduction:

Education all over the world is expected to produce effective honest and disciplined citizens. However, discipline which is the hall mark of our educational system

What is dress code ? Dress code is an accepted way of dressing for particular occasion or in a particular situation or it is a set of rules about clothing and appearance in a school or place of work.

Dress Code does not necessarily mean college uniform. A decent, smart and formal dress what is expected in a formal place like college. It is place where students from different backgrounds and Cultures to learn. Hence homogeneity is imperative. A dress code brings about unity and eliminates discrimination.

Nothing should be implemented for anyone without any strong reason college students are quite mature to understand the gravity of the issue so it was very Imp to find out their perception regarding the dress code so as to understand its significance from student's perspective.

This study would focus on the perception of students regarding the uniform dress code and find out the benefits to students and institution from having a uniform dress policies.

Methodology :

For our study primary data was collected from the S B Arts and K C P Science Degree college, vijayapura. 100 students randomly selected from all the classes including male and female students. Suitable questionnaire was framed to study opinion about the dress code for college students.

Descriptive statistics was used for the analysis of the data.

Objectives :

- 1) To study the perception about the dress code for the college students
- 2) To study the benefits of the students by imposing the dress code for the college students

Analysis and Finding :

Table 1: Distribution of students according to gender

SI No	Gender	No of students	Percentage
1	Male	58	58%
2	Female	42	42%
3	Total	100	100%

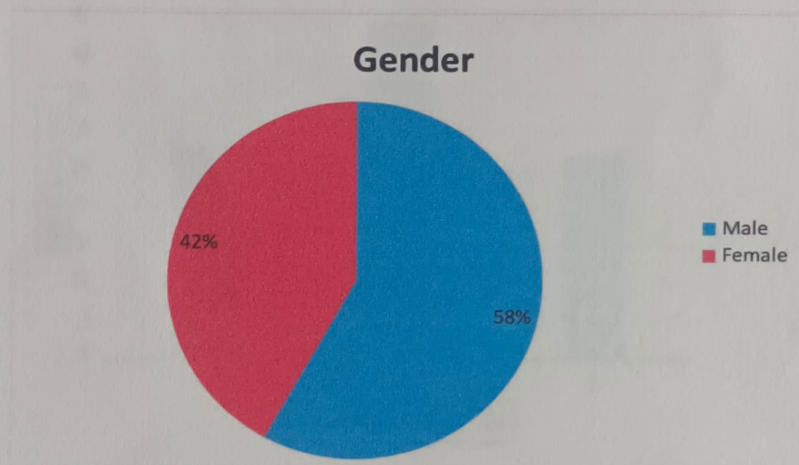


Figure 1: Total number of students on the bases of gender

According to our study there are 58% of male and 42% of female students.

Table 2 : Year Of study (2023 - 24)

SI No	Year	No of students	Percentage
1	I	28	28%
2	II	45	45%
3	III	27	27%
4	Total	100	100%

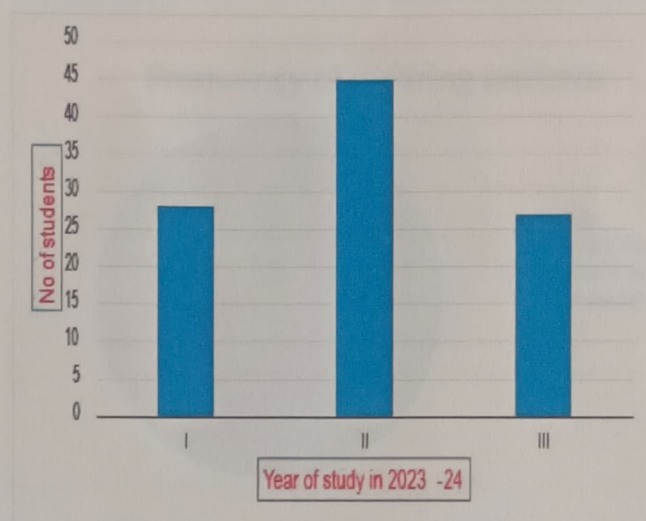


Figure 2: Year of study in 2023 - 24

According to our study 28% of the students are from 1st and 45% students are from 2nd year and 27% students are from 3rd year.

Table 3: How frequently students wear the uniform?

SI No	Frequency	No of students	Percentage
1	Daily	64	64%
2	Once a week	13	13%
3	Twice a week	14	14%
4	On special occasion	09	09%
5	Total	100	100%

Frequency of wearing uniform

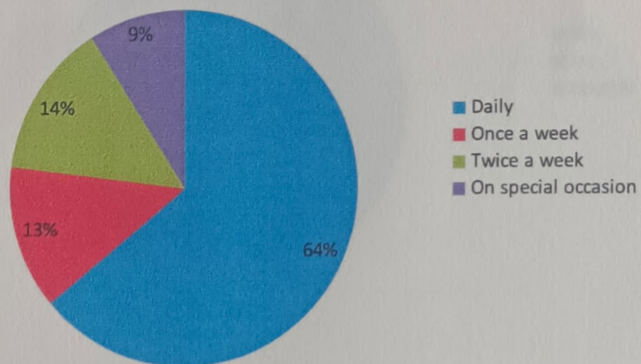


Figure 3: How frequently students wearing uniform

According to study students wearing the uniform daily 64%, Once in a week 13%, Twice in a week 14%, and On special occasion 9%.

Table 4: Students interest on wearing uniform

SI No	Interest	No of students	percentage
1	Yes	46	46%
2	No	30	30%
3	Neutral	24	24%
4	Total	100	100%

Students interest on wearing uniform

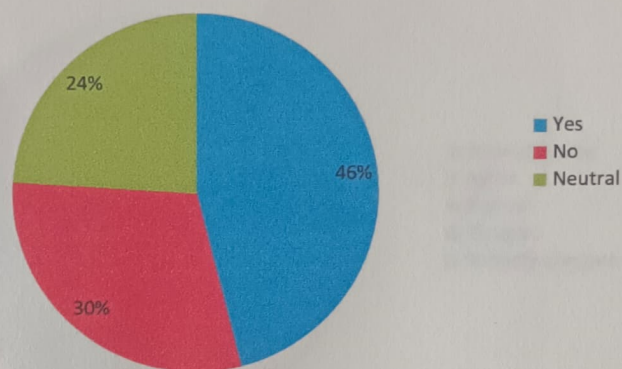


Figure 4: Does students like wearing uniform ?

According to our study majority 46% students likes the uniform, 30% students dislike uniform, and 24% students like neutral to like to wearing the uniform.

Table 5: Does wearing uniform restricts your desire for self expression or mask your identity?

SI No	Opinion	No of students	percentage
1	Strongly agree	05	05%
2	Agree	37	37%
3	Neutral	26	26%
4	Disagree	29	29%
5	Strongly disagree	03	03%
6	Total	100	100%

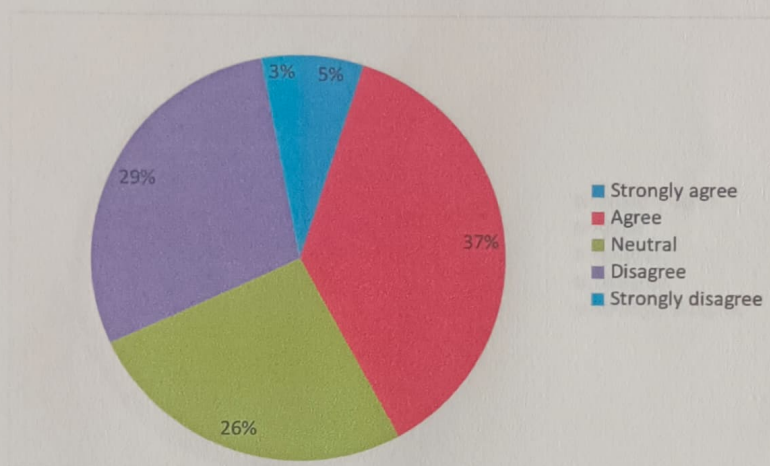


Figure 5: Does wearing uniform restricts your desire for self expression or mask your identity?

According to our study majority of 37% of students says Agree, 5% of students says strongly agree , 26% students says neutral , 29% of students says disagree and 3% of students says strongly disagree for wearing uniform restricts students desire for self expression.

Table 6: Do you feel uniform gives a sense of belongingness in students towards the college ?

SI No	Opinion	No of students	percentage
1	Strongly agree	21	21%
2	Agree	54	54%
3	Neutral	18	18%
4	Disagree	04	04%
5	Strongly disagree	03	03%
6	Total	100	100%

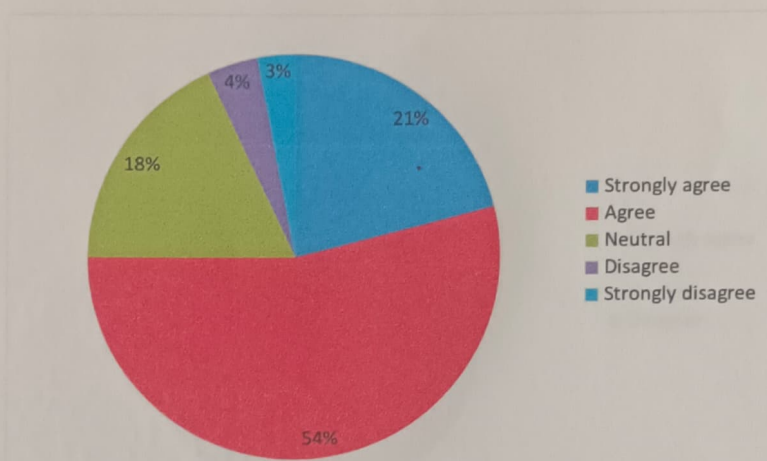


Figure 6: Do you feel uniform gives a sense of belongingness in students towards the college ?

According to our study majority of 54% of students says Agree, 21% of students says strongly agree , 18% students says neutral , 4% of students says disagree and 3% of students says strongly disagree for students feel uniform gives sense of belongingness towards the college.

Table 7: Do you think uniform is necessary to inoculate a sense of discipline among students ?

SI No	Opinion	No of students	percentage
1	Strongly agree	32	32%
2	Agree	51	51%
3	Neutral	06	06%
4	Disagree	11	11%
5	Total	100	100%

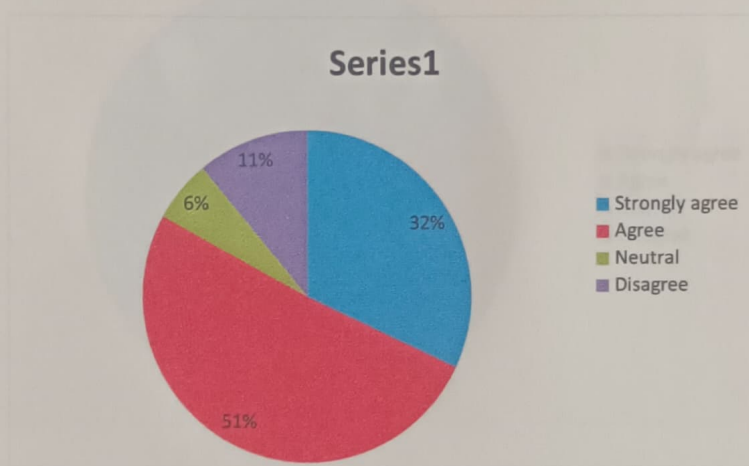


Figure 7 : Do you think uniform is necessary to inoculate a sense of discipline among students ?

According to our study majority of 51% of students says Agree, 32% of students says strongly agree , 06% students says neutral and 11% of students says disagree to feel uniform is necessary to inoculate a sense of discipline among students.

Table 8: Do you believe uniform bring down the chances of discrimination among students belonging to different income groups ?

Sl No	Opinion	No of students	percentage
1	Strongly agree	18	18%
2	Agree	49	49%
3	Neutral	12	12%
4	Disagree	21	21%
5	Total	100	100%

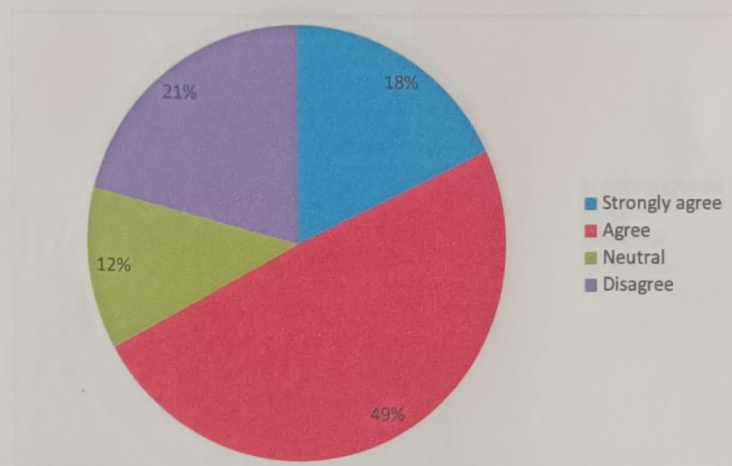


Figure 8 : Do you believe uniform bring down the chances of discrimination among students belonging to different income groups ?

According to our study majority of 49% of students says Agree, 18% of students says strongly agree , 12% students says neutral and 21% of students says disagree to believe uniform brings down the chances of discrimination among students.

Table 9: Do you think dress code will case the financial burden on parents of poor students ?

SI No	Opinion	No of students	percentage
1	Strongly agree	12	12%
2	Agree	24	24%
3	Neutral	47	47%
4	Disagree	17	17%
5	Total	100	100%

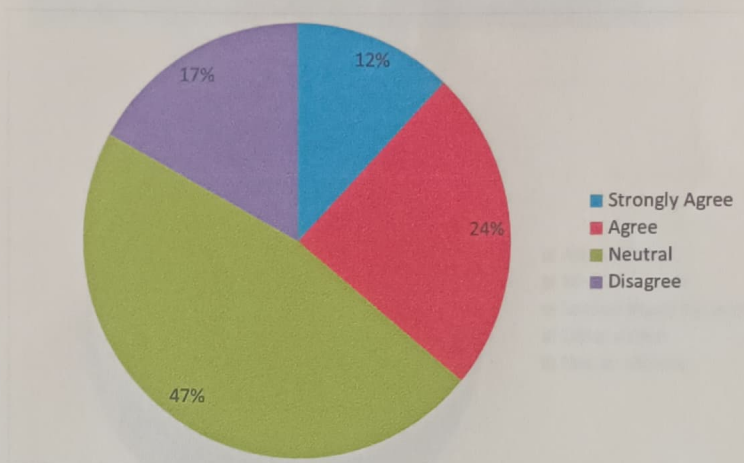


Figure 9 : Do you think dress code will case the financial burden on parents of poor students ?

According to our study majority of 47% of students says neutral, 21% of students says agree , 12% students says strongly agree and 17% of students says disagree to think dress code will case financial burden on parents of poor students.

Table 10: If you have uniform then will a student be penalized for not wearing the uniform in your institute ?

SI No	Penalty	No of students	percentage
1	Attract fine	03	03%
2	Marked absent	03	03%
3	Looked down by peers	04	04%
4	Other action	31	31%
5	Not an offence	59	59%
6	Total	100	100%

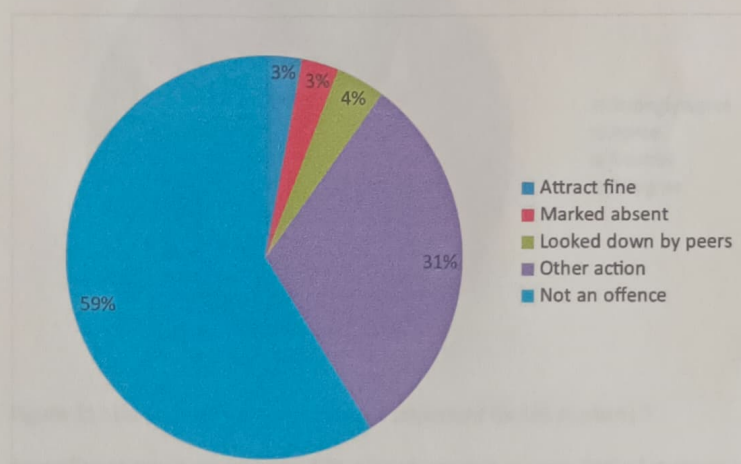


Figure 10: If you have uniform then will a student be penalized for not wearing the uniform in your institute ?

According to our study majority 59% of students says not an offence, 31% of students says other action, 4% of students says looked down by peers, 3% of students says marked absent and 3% of students says attract fine.

Table 11 : Do you think dress code more important for UG students ?

Sl No	Opinion	No of students	percentage
1	Strongly agree	12	12%
2	Agree	24	24%
3	Neutral	47	47%
4	Disagree	17	17%
5	Total	100	100%

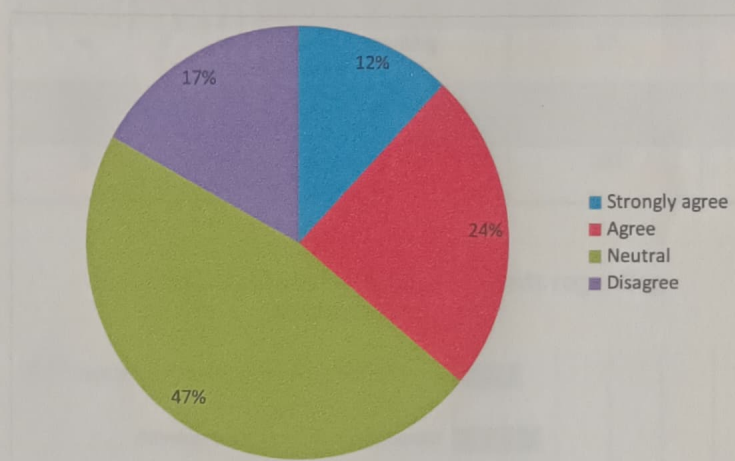


Figure 11 : Do you think dress code more important for UG students ?

According to our study majority 47% of students says neutral, 24% of students says agree, 12% of students says strongly agree and 17% of students says disagree.

Table 12:How does introduction of dress code helps UG students ?

SI No	Advantages	No of students	percentage
1	More comfortable in the professional attire	23	23%
2	Develop personality suit higher education	08	08%
3	Act more responsible	39	39%
4	Develop team working environment	17	17%
5	Not at all help in future career	13	13%
6	Total	100	100%

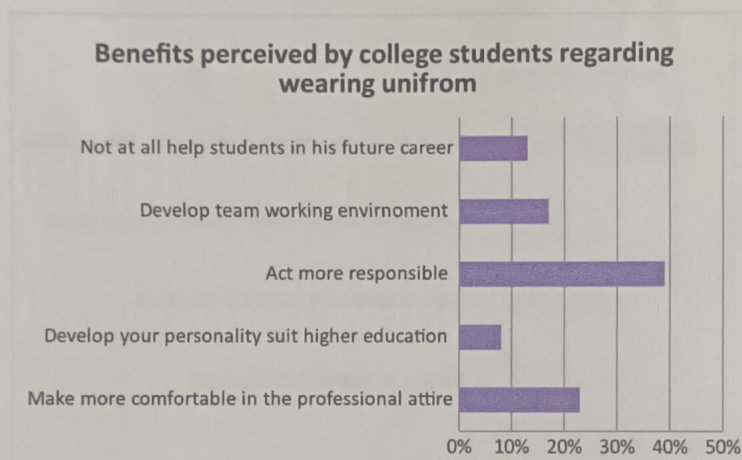


Figure 12: How does introduction of dress code helps UG students ?

According to our study 39% of students says act more responsible, 23% of students says make more comfortable in the professional attire, 17% of students says develop team working environment, 13% of students says not at all help in future career and 8% of students says develop personality suit higher education.

Table 13: According to you what are the demerits of having uniform dress code ?

SI No	Disadvantages	No of students	percentage
1	Suppresses the freedom of expression	11	11%
2	Restricts freedom to experiment on one self	18	18%
3	Judged by preconceived notions about the organization	10	10%
4	Wearing same uniform for along time can result boredom	33	33%
5	No demerits	28	28%
6	Total	100	100%

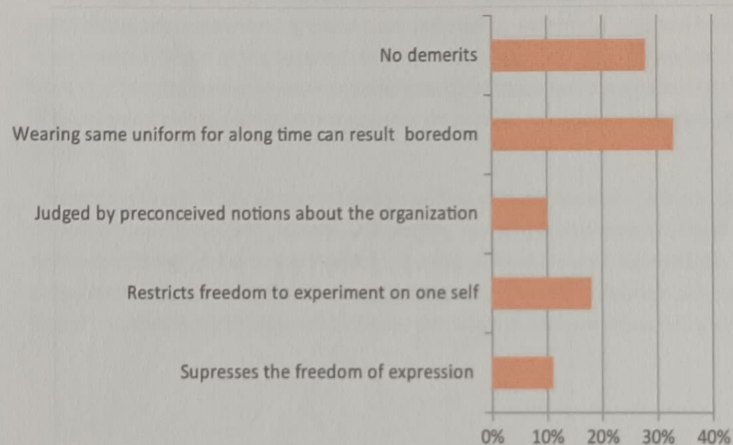


Figure 13: Demerits of having uniform dress code .

According to our study 33% of students says result in boredom, 28% of students says no demerits, 18% of students says restricts freedom to experiment on one self, 11% of students says suppresses the freedom of expression and 10% of students of says preconceived notions about the organization.

Limitations of study:

1. Students surveyed were management students since most have a dress code.
2. Due to lack of time and resources, samples were taken randomly from the college.

Conclusion:

The review of literature shows that institutions were facing serious dilemma of whether to impose dress code on students. Students wear jackets or some other clothing to signify their affiliations to particular social groups. Hand -bands and particular colored handkerchief are used to signify some objectionable messages. To overcome these problems, educational institutions are implementing dress code policies to maintain a safe and healthy learning environment. Some of the research findings also show that having a uniform dress code doesn't have any bearing on the academic performance of students. It may also restrict students right of expression and the ability to experiment on oneself to develop their own identities and creativity.

According to our study students have a positive attitude towards uniform. Dress code plays an important role in maintaining safe and healthy learning environment in the college. It brings a sense of belongingness in the students. It adds to reputation of the institution. Having uniform dress code creates a social uniformity among students which helps in act more responsible. Therefore, this study recommends the introduction of uniform dress code for college students.

A STUDY ON DRESS CODE FOR UG STUDENT

1. Gender , a) Male b)Female
2. Year of study
a) I b) II c) III
3. Do you have a uniform for the students in your institute ?
a) yes b) No
4. If you have a uniform then how frequently do you wear it ?
a) Daily b) Once a week c) Twice a week d) On special occasion
5. Do you like wearing uniform ?
a) Yes b)No c) Neutral
6. If you have a uniform then will a student be penalized for not wearing the uniform in your institute ?
a) Attract fine b) Marked absent c) Looked down by peers d) Other action
e) Not an offence
7. Does wearing uniform restricts your desire for self expression or mask your identity ?
a) Strongly agree b) Agree c) Neutral d) Disagree
e) Strongly disagree
8. Do you feel uniform gives a sense of belongingness in students towards the college ?
a) Strongly agree b) Agree c) Neutral d) Disagree
e) Strongly disagree
9. Do you think uniform is necessary to inoculate a sense of discipline among students ?
a) Strongly agree b) Agree c) Neutral d) Disagree
10. Do you believe uniform bring down the chances of discrimination among students belonging to different income groups ?
a)Strongly agree b) Agree c) Neutral d) Disagree
11. Do you think dress code will case the financial burden on parents of poor students ?
a) Strongly agree b) Agree c) Neutral d) Disagree
12. Do you think dress code is more important for UG students ?
a) Strongly agree b) Agree c) Neutral d) Disagree
13. How does introduction of dress code helps UG students ? (you can check more than one choices)
a) It will make you more comfortable in the professional attire
b) It will develop your personality suit higher education
c) Wearing a uniform will make you act more responsible
d) Uniform will develop team working environment

e) Uniform will not at all help student in his future career

14. According to you what are the demerits of having uniform dress code ? (you can check more than one choice)

- a) Suppresses the freedom of expression
- b) Restricts freedom to experiment on one self
- c) Wearing a uniform you are judged by preconceived notions about the organization
- d) Wearing same uniform for along time can result in boredom
- e) No demerits

+